

DELHI TRANSCO LIMITED
STATE LOAD DESPATCH CENTRE

Regd. Office : Delhi Transco Ltd., Shakti Sadan, Kotla Marg, New Delhi - 110002

Office of Dy. G. M. (SO)
33kV Sub-Station Building,
Minto Raod, New Delhi -02
Phone No:23221175

Fax No.23221012, 23221059

No. F.DTL/207/20010-11/DGM(SO)/

Dated 07.05.2012

TO,

- 1 G. Manager (Commercial)NTPC, Noida (Fax No. : 95120-2410056)
- 2 G. Manager (BTPS), (Fax No. : 95120-2410056)
- 3 Managing Director (IPGCL)
- 4 Managing Director (PPCL)
- 5 CEO, BSES Rajdhani Power Ltd,BSEB Bhavan, N Delhi-19
- 6 CEO, BSES Yamuna Power Ltd, Shakti Kiran Bldg, N. Delhi-92
- 7 CEO, NDPL, Kingsway Camp, N Delhi-09
- 8 Sh. Sunil Kakkar, DGM(PMG), BSES Yamuna Power Ltd, 2nd Floor,Shakti sadan Bldg.
Karkarduma, Delhi-110092
- 9 Sh. Sanjay Srivastav, DGM(PMG), BSES Rajdhani Power Ltd, 3rd Floor
Bldg. No.20, Nehru Place, New Delhi-110019
- 10 Director (Commercial), NDMC, Palika Kendra, N Delhi-01
- 11 G.E.(U),Electric Supply,Kotwali Road,Near Gopinath Bazar,Delhi Cantt., N.Delhi
- 12 SE (Commercial), NRPC
- 13 The Secretary, DERC

Sub.: Final Intra-State ABT based Energy Account for the month of JAN 2011

Sir,

Please find herewith the Final Intra-State ABT based Energy Accounts for the month of JAN 2011.
The energy accounts contain the following

- | | |
|------------|--|
| Annexure-1 | Availability of generating stations within Delhi. |
| Annexure-2 | Plant availability factor monthly of BTPS Generating station(PAFM) . |
| Annexure-3 | PLF based on scheduled generation of generating stations within Delhi |
| Annexure-4 | Monthly & Cumulative weighted average entitlement of Distribution licensees |
| Annexure-5 | Energy scheduled to Distribution licensees from generating stations within Delhi |
| Annexure-6 | Details of Open Cycle operation of G.T.Stations in Delhi (PPCL & IPGCL) |
| Annexure-7 | Incentive energy booked to Distribution Licensees from generating stations within Delhi. |


As per the decision taken in commercial sub committie meeting held on dated 25.10.2010.
Provisional energy accounts has been finalized ,on the basis of UI bills issued .

The Accounts are posted in SLDC website also.

This is for your information and further necessary action please.

Encl: As above

Yours faithfully,

A handwritten signature in blue ink, reading "Venkatesh Gopal V" with a horizontal line underneath.

Dy. General Manager(System Operation)

Copy for kind information:

DGM(T) TO DIR (OPERATION)
G.M.(O&M),DTL
G.M.(SLDC)
G.M.(DPPG.)
D.G.M.(SCADA)

DELHI TRANSCO LIMITED
State Load Despatch Centre
Final Energy Accounts for the month of JAN'11

A Details of Availability of Generating Station with in Delhi

| Stations | Period | Monthly Availability in % | Cumulative Availability in % |
|----------|---------|------------------------------|---------------------------------|
| RPH | Apr'10 | 65.72 | 65.72 |
| | May'10 | 48.55 | 57.00 |
| | June'10 | 49.38 | 54.49 |
| | July'10 | 78.26 | 60.53 |
| | Aug'10 | 88.29 | 66.15 |
| | Sept'10 | 77.31 | 67.98 |
| | Oct'10 | 87.66 | 70.83 |
| | Nov'10 | 87.04 | 72.82 |
| | Dec'10 | 76.96 | 73.29 |
| | Jan'11 | 91.55 | 75.14 |
| GT | Apr'10 | 66.84 | 66.84 |
| | May'10 | 71.45 | 69.18 |
| | June'10 | 83.41 | 73.87 |
| | July'10 | 82.98 | 76.19 |
| | Aug'10 | 87.93 | 78.57 |
| | Sept'10 | 89.58 | 80.37 |
| | Oct'10 | 86.78 | 81.30 |
| | Nov'10 | 90.18 | 82.39 |
| | Dec'10 | 91.75 | 83.45 |
| | Jan'11 | 87.73 | 83.88 |
| PPCL | Apr'10 | 88.59 | 88.59 |
| | May'10 | 88.67 | 88.63 |
| | June'10 | 89.05 | 88.77 |
| | July'10 | 88.84 | 88.79 |
| | Aug'10 | 92.04 | 89.45 |
| | Sept'10 | 93.32 | 90.08 |
| | Oct'10 | 74.04 | 87.76 |
| | Nov'10 | 88.82 | 87.89 |
| | Dec'10 | 96.76 | 88.89 |
| | Jan'11 | 99.45 | 89.96 |

100%



MANAGER(SO/EA)

Annexure-2

DELHI TRANSCO LIMITED
State Load Despatch Centre
Final Energy Accounts for the month of JAN'11


Details of Plant Availability Factor of BTPS Generating Station as per Regulation dated 19.01.09

| Stations | Period | PAFM | PAFY |
|----------|---------|--------|-------|
| | | in % | in % |
| BTPS | Apr'10 | 89.94 | 89.94 |
| | May'10 | 76.31 | 83.01 |
| | June'10 | 92.00 | 85.98 |
| | July'10 | 71.64 | 84.04 |
| | Aug'10 | 73.49 | 79.36 |
| | Sept'10 | 101.11 | 86.02 |
| | Oct'10 | 91.50 | 85.86 |
| | Nov'10 | 100.45 | 85.06 |
| | Dec'10 | 87.37 | 86.33 |
| | Jan'11 | 90.01 | 85.76 |

The PAFM & PAFY shall be calculated with the following formula as per Regulation 2009-14 dated 19.01.2009

$$\text{PAFM or PAFY} = \frac{10000 \times \sum_{i=1}^N \text{Dci} \times \{N \times \text{IC} \times (100 - \text{Aux})\}}{N} \%$$

- AUX = Normative Auxiliary Energy Consumption in %
Dci = Average Declared Capacity (in Ex-bus MW),
IC = Installed Capacity (in MW) of the Generating station
N = Number of days during the period i.e. month or the year as the case may be.
PAFM = Plant Availability factor Achieved during the month in %
PAFY = Plant Availability factor Achieved during the Year in %




MANAGER(SO/EA)

DELHI TRANSCO LIMITED
State Load Despatch Centre
Final Energy Accounts for the month of JAN'11

B Details of PLF based on scheduled Generation of Generating Stations with in Delhi

| Stations | Period | Monthly PLF in % | Cumulative PLF in % |
|----------|---------|------------------|---------------------|
| RPH | Apr'10 | 65.48 | 65.48 |
| | May'10 | 48.35 | 56.77 |
| | June'10 | 49.16 | 54.26 |
| | July'10 | 75.91 | 59.76 |
| | Aug'10 | 82.01 | 64.27 |
| | Sept'10 | 26.11 | 58.01 |
| | Oct'10 | 31.05 | 54.11 |
| | Nov'10 | 87.04 | 58.16 |
| | Dec'10 | 76.96 | 60.28 |
| | Jan'11 | 91.55 | 63.44 |
| | GT | Apr'10 | 64.32 |
| May'10 | | 63.36 | 63.83 |
| June'10 | | 67.90 | 65.17 |
| July'10 | | 50.89 | 61.54 |
| Aug'10 | | 41.10 | 57.40 |
| Sept'10 | | 40.33 | 54.60 |
| Oct'10 | | 67.89 | 56.53 |
| Nov'10 | | 32.23 | 53.54 |
| Dec'10 | | 82.45 | 56.80 |
| Jan'11 | | 64.85 | 57.61 |
| PPCL | | Apr'10 | 88.50 |
| | May'10 | 87.35 | 87.92 |
| | June'10 | 87.67 | 87.87 |
| | July'10 | 86.99 | 87.62 |
| | Aug'10 | 85.80 | 87.25 |
| | Sept'10 | 81.66 | 86.34 |
| | Oct'10 | 72.17 | 84.28 |
| | Nov'10 | 78.00 | 83.51 |
| | Dec'10 | 91.02 | 84.36 |
| | Jan'11 | 90.59 | 84.99 |


2009



MANAGER(SO/EA)

C) Weighted Avg. Entitlement of Distribution Licensees based on DERC order on re-assignment of PPAs

| Stations | Period | BSES | BYPL | NDPL | NDMC | MES | IP | Jhajjar | |
|----------|---------|--------|--------|--------|--------|--------|-------|---------|------|
| BTPS | Apr'10 | 33.370 | 22.340 | 21.880 | 15.320 | 7.090 | | | |
| | May'10 | 33.370 | 22.340 | 21.880 | 15.320 | 7.090 | | | |
| | June'10 | 33.370 | 22.340 | 21.880 | 15.320 | 7.090 | | | |
| | July'10 | 33.370 | 22.340 | 21.880 | 15.320 | 7.090 | | | |
| | Aug'10 | 33.370 | 22.340 | 21.880 | 15.320 | 7.090 | | | |
| | Sept'10 | 33.370 | 22.340 | 21.880 | 15.320 | 7.090 | | | |
| | Oct'10 | 33.370 | 22.340 | 21.880 | 15.320 | 7.090 | | | |
| | Nov'10 | 33.370 | 22.340 | 21.880 | 15.320 | 7.090 | | | |
| | Dec'10 | 33.370 | 22.340 | 21.880 | 15.320 | 7.090 | | | |
| | Jan'11 | 33.370 | 22.340 | 21.880 | 15.320 | 7.090 | | | |
| | RPH | Apr'10 | 42.360 | 27.900 | 27.910 | 0.240 | 0.000 | 0.84 | 0.75 |
| | | May'10 | 42.360 | 27.900 | 27.910 | 0.240 | 0.000 | 0.84 | 0.75 |
| June'10 | | 42.360 | 27.900 | 27.910 | 0.240 | 0.000 | 0.84 | 0.75 | |
| July'10 | | 42.360 | 27.900 | 27.910 | 0.240 | 0.000 | 0.84 | 0.75 | |
| Aug'10 | | 42.360 | 27.900 | 27.910 | 0.240 | 0.000 | 0.84 | 0.75 | |
| Sept'10 | | 42.360 | 27.900 | 27.910 | 0.240 | 0.000 | 0.84 | 0.75 | |
| Oct'10 | | 42.360 | 27.900 | 27.910 | 0.240 | 0.000 | 0.84 | 0.75 | |
| Nov'10 | | 42.360 | 27.900 | 27.910 | 0.240 | 0.000 | 0.84 | 0.75 | |
| Dec'10 | | 42.360 | 27.900 | 27.910 | 0.240 | 0.000 | 0.84 | 0.75 | |
| Jan'11 | | 42.360 | 27.900 | 27.910 | 0.240 | 0.000 | 0.84 | 0.75 | |
| GT | | Apr'10 | 42.990 | 28.460 | 28.280 | 0.270 | 0.000 | | |
| | | May'10 | 42.990 | 28.460 | 28.280 | 0.270 | 0.000 | | |
| | June'10 | 42.990 | 28.460 | 28.280 | 0.270 | 0.000 | | | |
| | July'10 | 42.990 | 28.460 | 28.280 | 0.270 | 0.000 | | | |
| | Aug'10 | 42.990 | 28.460 | 28.280 | 0.270 | 0.000 | | | |
| | Sept'10 | 42.990 | 28.460 | 28.280 | 0.270 | 0.000 | | | |
| | Oct'10 | 42.990 | 28.460 | 28.280 | 0.270 | 0.000 | | | |
| | Nov'10 | 42.990 | 28.460 | 28.280 | 0.270 | 0.000 | | | |
| | Dec'10 | 42.990 | 28.460 | 28.280 | 0.270 | 0.000 | | | |
| | Jan'11 | 42.990 | 28.460 | 28.280 | 0.270 | 0.000 | | | |
| | PPCL | Apr'10 | 31.760 | 21.440 | 20.770 | 26.030 | 0.000 | | |
| | | May'10 | 31.760 | 21.440 | 20.770 | 26.030 | 0.000 | | |
| June'10 | | 31.760 | 21.440 | 20.770 | 26.030 | 0.000 | | | |
| July'10 | | 31.760 | 21.440 | 20.770 | 26.030 | 0.000 | | | |
| Aug'10 | | 31.760 | 21.440 | 20.770 | 26.030 | 0.000 | | | |
| Sept'10 | | 31.760 | 21.440 | 20.770 | 26.030 | 0.000 | | | |
| Oct'10 | | 31.760 | 21.440 | 20.770 | 26.030 | 0.000 | | | |
| Nov'10 | | 31.760 | 21.440 | 20.770 | 26.030 | 0.000 | | | |
| Dec'10 | | 31.760 | 21.440 | 20.770 | 26.030 | 0.000 | | | |
| Jan'11 | | 31.760 | 21.440 | 20.770 | 26.030 | 0.000 | | | |





MANAGER(SO/EA)

DELHI TRANSCO LIMITED

C) Cumulative Weighted Avg. Entitlement of Distribution Licensees based on DERC order on re-assignment of PPAs

| Stations | Period | BSES | BYPL | NDPL | NDMC | MES | IP | Jhajjar | |
|----------|---------|--------|--------|--------|--------|--------|-------|---------|------|
| BTPS | Apr'10 | 33.370 | 22.340 | 21.880 | 15.320 | 7.090 | | | |
| | May'10 | 33.370 | 22.340 | 21.880 | 15.320 | 7.090 | | | |
| | June'10 | 33.370 | 22.340 | 21.880 | 15.320 | 7.090 | | | |
| | July'10 | 33.370 | 22.340 | 21.880 | 15.320 | 7.090 | | | |
| | Aug'10 | 33.370 | 22.340 | 21.880 | 15.320 | 7.090 | | | |
| | Sept'10 | 33.370 | 22.340 | 21.880 | 15.320 | 7.090 | | | |
| | Oct'10 | 33.370 | 22.340 | 21.880 | 15.320 | 7.090 | | | |
| | Nov'10 | 33.370 | 22.340 | 21.880 | 15.320 | 7.090 | | | |
| | Dec'10 | 33.370 | 22.340 | 21.880 | 15.320 | 7.090 | | | |
| | Jan'11 | 33.370 | 22.340 | 21.880 | 15.320 | 7.090 | | | |
| | RPH | Apr'10 | 42.360 | 27.900 | 27.910 | 0.240 | 0.000 | 0.84 | 0.75 |
| | | May'10 | 42.360 | 27.900 | 27.910 | 0.240 | 0.000 | 0.84 | 0.75 |
| June'10 | | 42.360 | 27.900 | 27.910 | 0.240 | 0.000 | 0.84 | 0.75 | |
| July'10 | | 42.360 | 27.900 | 27.910 | 0.240 | 0.000 | 0.84 | 0.75 | |
| Aug'10 | | 42.360 | 27.900 | 27.910 | 0.240 | 0.000 | 0.84 | 0.75 | |
| Sept'10 | | 42.360 | 27.900 | 27.910 | 0.240 | 0.000 | 0.84 | 0.75 | |
| Oct'10 | | 42.360 | 27.900 | 27.910 | 0.240 | 0.000 | 0.84 | 0.75 | |
| Nov'10 | | 42.360 | 27.900 | 27.910 | 0.240 | 0.000 | 0.84 | 0.75 | |
| Dec'10 | | 42.360 | 27.900 | 27.910 | 0.240 | 0.000 | 0.84 | 0.75 | |
| Jan'11 | | 42.360 | 27.900 | 27.910 | 0.240 | 0.000 | 0.84 | 0.75 | |
| GT | | Apr'10 | 42.990 | 28.460 | 28.280 | 0.270 | 0.000 | | |
| | | May'10 | 42.990 | 28.460 | 28.280 | 0.270 | 0.000 | | |
| | June'10 | 42.990 | 28.460 | 28.280 | 0.270 | 0.000 | | | |
| | July'10 | 42.990 | 28.460 | 28.280 | 0.270 | 0.000 | | | |
| | Aug'10 | 42.990 | 28.460 | 28.280 | 0.270 | 0.000 | | | |
| | Sept'10 | 42.990 | 28.460 | 28.280 | 0.270 | 0.000 | | | |
| | Oct'10 | 42.990 | 28.460 | 28.280 | 0.270 | 0.000 | | | |
| | Nov'10 | 42.990 | 28.460 | 28.280 | 0.270 | 0.000 | | | |
| | Dec'10 | 42.990 | 28.460 | 28.280 | 0.270 | 0.000 | | | |
| | Jan'11 | 42.990 | 28.460 | 28.280 | 0.270 | 0.000 | | | |
| | PPCL | Apr'10 | 31.760 | 21.440 | 20.770 | 26.030 | 0.000 | | |
| | | May'10 | 31.760 | 21.440 | 20.770 | 26.030 | 0.000 | | |
| June'10 | | 31.760 | 21.440 | 20.770 | 26.030 | 0.000 | | | |
| July'10 | | 31.760 | 21.440 | 20.770 | 26.030 | 0.000 | | | |
| Aug'10 | | 31.760 | 21.440 | 20.770 | 26.030 | 0.000 | | | |
| Sept'10 | | 31.760 | 21.440 | 20.770 | 26.030 | 0.000 | | | |
| Oct'10 | | 31.760 | 21.440 | 20.770 | 26.030 | 0.000 | | | |
| Nov'10 | | 31.760 | 21.440 | 20.770 | 26.030 | 0.000 | | | |
| Dec'10 | | 31.760 | 21.440 | 20.770 | 26.030 | 0.000 | | | |
| Jan'11 | | 31.760 | 21.440 | 20.770 | 26.030 | 0.000 | | | |




MANAGER(SO/EA)

DELHI TRANSCO LIMITED
State Load Despatch Centre
Final Energy Accounts for the month of JAN'11

D) Details of Energy Scheduled to the Licensees (in Mus) from Generating Stations with in Delhi

| Stations | Licensees | Scheduled Energy |
|--------------------|------------|------------------|
| BTPS | BRPL | 124.842843 |
| | BYPL | 83.530633 |
| | NDPL | 81.856800 |
| | NDMC | 57.361829 |
| | MES | 26.524895 |
| | Total | 374.117000 |
| RPH* | BRPL | 34.502758 |
| | BYPL | 22.733918 |
| | NDPL | 22.726607 |
| | NDMC | 0.201117 |
| | MES | 0.000000 |
| | IP | 0.744000 |
| | Jhajjar | 0.669600 |
| Total | 81.578000 | |
| GT(APM, PMT, RLNG) | BRPL | 53.308030 |
| | BYPL | 35.279265 |
| | NDPL | 35.067483 |
| | NDMC | 0.346222 |
| | MES | 0.000000 |
| Total | 124.001001 | |
| GT(S-RLNG) | BRPL | 1.016774 |
| | BYPL | 0.664300 |
| | NDPL | 0.668862 |
| | NDMC | 0.015205 |
| | MES | 0.000000 |
| Total | 2.365141 | |
| GT(LQ) | BRPL | 0.000000 |
| | BYPL | 0.000000 |
| | NDPL | 0.000000 |
| | NDMC | 0.000000 |
| | MES | 0.000000 |
| Total | 0.000000 | |

*As per the Govt. of NCT of Delhi Order dated 24.12.09 w.e.f 01.11.09 to 30.06.10, the construction power for Jhajjar to the tune of 0.9 MW & 1 MW auxiliary power to IP is allocated from RPH at Ex-Bus.

As Such, The constructional Power to Jhajjar to the tune of 0.648 Mus & Auxiliary power to IP to the tune of 0.720 Mus was allocated for the month.

2099.




MANAGER(SO/EA)

DELHI TRANSCO LIMITED
State Load Despatch Centre
Final Energy Accounts for the month of JAN'11

D) Details of Energy Scheduled to the Licensees (in Mus) from Generating Stations with in Delhi

| Stations | Licensees | Scheduled Energy |
|------------------------|-----------|------------------|
| PPCL(APM, PMT,RLNG) | BRPL | 68.164460 |
| | BYPL | 45.997293 |
| | NDPL | 44.57732 |
| | NDMC | 55.884537 |
| | MES | 0.000000 |
| | Total | 214.623616 |
| PPCL(S-RLNG) | BRPL | 0.358950 |
| | BYPL | 0.240151 |
| | NDPL | 0.23474 |
| | NDMC | 0.296352 |
| | MES | 0.000000 |
| | Total | 1.130194 |




MANAGER(SO/EA)

DELHI TRANSCO LIMITED

E) Details of Open Cycle Operation of GT stations (IPGCL & PPCL) in Delhi

| Stations | Unit No. | Date | From(Hrs) | Date | Upto(Hrs) | |
|----------|----------|----------|-----------|----------|-----------|-------|
| GT | 1 | 01.01.11 | 11.45 | 01.01.11 | 12.10 | |
| | | 20.01.11 | 11.50 | 20.01.11 | 12.25 | |
| | | 22.01.11 | 6.23 | 22.01.11 | 7.00 | |
| | 2 | 04.01.11 | 19.12 | 04.01.11 | 21.52 | |
| | | 3 | 03.01.11 | 5.50 | 03.01.11 | 6.20 |
| | | | 08.01.11 | 11.20 | 08.01.11 | 14.35 |
| | | | 10.01.11 | 6.25 | 10.01.11 | 10.59 |
| | | | 12.01.11 | 5.50 | 12.01.11 | 6.20 |
| | | | 13.01.11 | 11.31 | 13.01.11 | 11.59 |
| | | | 14.01.11 | 6.30 | 14.01.11 | 6.58 |
| | | | 15.01.11 | 9.50 | 15.01.11 | 13.05 |
| | | | 16.01.11 | 13.55 | 16.01.11 | 15.35 |
| | | | 18.01.11 | 11.10 | 18.01.11 | 12.20 |
| | | | 19.01.11 | 7.34 | 19.01.11 | 8.10 |
| | | 4 | 11.01.11 | 10.37 | 11.01.11 | 11.13 |
| | | | 14.01.11 | 13.20 | 14.01.11 | 16.30 |
| | 5 | 05.01.11 | 5.47 | 05.01.11 | 6.23 | |
| | | 06.01.11 | 9.25 | 06.01.11 | 10.50 | |
| | | 07.01.11 | 11.20 | 07.01.11 | 12.10 | |
| | | 08.01.11 | 10.35 | 08.01.11 | 11.20 | |
| | | 18.01.11 | 11.44 | 18.01.11 | 12.25 | |
| | 6 | 06.01.11 | 9.55 | 06.01.11 | 10.50 | |
| | | 09.01.11 | 16.20 | 09.01.11 | 16.50 | |
| | | 11.01.11 | 5.50 | 11.01.11 | 6.05 | |
| | | 12.01.11 | 9.27 | 12.01.11 | 9.45 | |
| | | 17.01.11 | 12.10 | 17.01.11 | 13.20 | |
| | | 19.01.11 | 7.36 | 19.01.11 | 7.55 | |
| | PPCL | 1 | 03.01.11 | 3.14 | 03.01.11 | 5.25 |
| | | | 08.01.11 | 14.44 | 08.01.11 | 15.41 |
| | | | 08.01.11 | 17.59 | 08.01.11 | 19.25 |
| | | | 11.01.11 | 9.59 | 11.01.11 | 10.39 |
| | | | 17.01.11 | 9.59 | 17.01.11 | 10.44 |
| | | | 27.01.11 | 5.59 | 27.01.11 | 7.00 |
| | | | 27.01.11 | 8.05 | 27.01.11 | 9.10 |
| | | 2 | 03.01.11 | 3.14 | 03.01.11 | 4.57 |
| | | | 08.01.11 | 15.37 | 08.01.11 | 16.16 |
| | | | 08.01.11 | 17.59 | 08.01.11 | 18.58 |
| | | | 11.01.11 | 9.59 | 11.01.11 | 11.09 |
| | | | 17.01.11 | 7.19 | 17.01.11 | 7.55 |
| | | | 17.01.11 | 9.59 | 17.01.11 | 11.45 |
| | | | 23.01.11 | 18.42 | 23.01.11 | 19.55 |
| | | | 27.01.11 | 5.59 | 27.01.11 | 7.20 |
| | | | 27.01.11 | 8.05 | 27.01.11 | 8.41 |
| 27.01.11 | 9.45 | 27.01.11 | 10.30 | | | |

DELHI TRANSCO LIMITED
State Load Despatch Centre
Final Energy Accounts for the month of JAN'11

F) Details of Cumulative & Monthly Energy Scheduled to Licensees from Generating Stations with in Delhi beyond Target PLF for Incentive, (in Mus) stipulated for Generating Stations

| Stations | Licensees | Incentive Energy upto last month in Mus | Incentive Energy upto this month in Mus | Incentive Energy for the month in Mus |
|----------|--------------|---|---|---------------------------------------|
| RPH | BRPL | -32.216793 | -24.201899 | 8.014894 |
| | BYPL | -21.227846 | -15.946765 | 5.281081 |
| | NDPL | -21.220866 | -15.941539 | 5.279327 |
| | NDMC | -0.187639 | -0.140975 | 0.046664 |
| | MES | 0.000000 | 0.000000 | 0.000000 |
| | IP | -1.061633 | -0.757014 | 0.304619 |
| | Jhajjar | -0.955469 | -0.681312 | 0.274157 |
| | Total | -76.870246 | -57.669504 | 19.200742 |
| GT | BRPL | -97.860032 | -102.190344 | -4.330312 |
| | BYPL | -65.337722 | -68.158581 | -2.820859 |
| | NDPL | -64.375011 | -67.223609 | -2.848598 |
| | NDMC | -0.613791 | -0.645400 | -0.031609 |
| | MES | 0.000000 | 0.000000 | 0.000000 |
| | Total | -228.186556 | -238.217934 | -10.031378 |
| PPCL | BRPL | 26.656714 | 37.186518 | 10.529804 |
| | BYPL | 20.485372 | 25.102968 | 4.617596 |
| | NDPL | 19.843513 | 24.317797 | 4.474284 |
| | NDMC | 24.869159 | 30.477763 | 5.608604 |
| | MES | 0.000000 | 0.000000 | 0.000000 |
| | Total | 91.854757 | 117.085047 | 25.230289 |

(1) As per CERC order the Target PLF for BTPS is 75% for FY 08-09

(2) As per DERC order the Target PLF for GT is 70%


(3) As per DERC order the Target PLF for RPH is 70%

(4) The Target PLF for the IPGCL & PPCL are based on Tariff order for 2009-10 as per MYT norms notified by DERC.

As far as BTPS is concerned, the tariff regulations for 2009-14 would prevail.

The salient features are:

- 1) Normative Annual Plant Availability 82%
- 2) Auxilliary consumption 9.50%
- 3) Capacity Charges (inclusive of incentive) shall be calculated with the following formula
 $AFC \times (NDM/NDY) \times (PAFM \times NAPAF)$ (in Rupees)
 AFC = Annual Fixed cost
 NAPAF = Normative Annual Plant Availability Factor in %
 NDM = Number of days in Month
 NDY = Number of days in Year
 PAFM = Plant Availability factor Achieved during the month in %
 PAFY = Plant Availability factor Achieved during the Year in %




MANAGER(SO/EA)